

# Introducing OvidSP 3.0



Ovid

a Wolters Kluwer business

William Chow

周达

2010



# OvidSP 3.0

**Take a look at the new OvidSP**

**Try it now!**



# Areas of Focus

- Changes to Main Search Page
  - Results Management
  - My Projects
  - OvidSP Toolbar
- 
- Changes also apply to Nursing@Ovid



# Changes to Searching Pages



# Resource Selection - OvidSP

- Opening Ovid or Selecting Ovid Resources link will prompt the user with a popup to select their OvidSP resources

The screenshot displays the OvidSP web interface. At the top, there are tabs for 'Search', 'Journals', 'Books', 'My Workspace', and 'External Links'. Below these, a navigation bar includes 'Basic Search', 'Find Citation', 'Search Fields', 'Advanced Ovid Search', and 'Multi-Field Search'. A 'View Selected Resources' link is visible. The main search area has a text input field for 'Enter topic or question' and a 'Limits' link. A 'Search History' section shows 4 searches. On the left, a 'Selected Resources' sidebar lists 'Ovid Resources' (with a red box around the icon) and 'Universal Search' (ScienceDirect, Google, C). A 'Select Resource(s) to search:' popup is open, featuring a '+ New Group' button (circled in red) and a list of 'All Resources' with checkboxes. The resources listed are: Journals@Ovid, Additional Content, Transplant Library April 28, 2009, EBM Reviews - ACP Journal Club 1991 to March 2009, EBM Reviews - Cochrane Central Register of Controlled Trials, EBM Reviews - Cochrane Database of Systematic Reviews 1, EBM Reviews - Cochrane Methodology Register 2nd Quarter, EBM Reviews - Database of Abstracts of Reviews of Effects 2, EBM Reviews - Health Technology Assessment 2nd Quarter, and Ovid MEDLINE(R) In-Process & Other Non-Indexed Citations. A 'Select Resource(s)' button is at the bottom right of the popup.

Search Journals Books My Workspace External Links

Basic Search | Find Citation | Search Fields | Advanced Ovid Search | Multi-Field Search

View Selected Resources

Enter topic or question

Limits (Click to expand)

Search History (4 searches) (Click to expand)

Selected Resources

Ovid Resources: Soil Science - 1973 to Present Crop Science - 1973 to Present

Universal Search: ScienceDirect, Google, CrossRef

Select Resource(s) to search:

+ New Group

All Resources

- ☐ All
- ☐ Journals@Ovid
- ☐ Additional Content
- ☐ Transplant Library April 28, 2009
- ☐ EBM Reviews - ACP Journal Club 1991 to March 2009
- ☐ EBM Reviews - Cochrane Central Register of Controlled Trials
- ☐ EBM Reviews - Cochrane Database of Systematic Reviews 1
- ☐ EBM Reviews - Cochrane Methodology Register 2nd Quarter
- ☐ EBM Reviews - Database of Abstracts of Reviews of Effects 2
- ☐ EBM Reviews - Health Technology Assessment 2nd Quarter
- ☐ Ovid MEDLINE(R) In-Process & Other Non-Indexed Citations

Select Resource(s)

# Resource Selection - Universal Search

- Universal Search Selecting the OUS link will allow the user to select Universal Search connectors

▼ Selected Resources

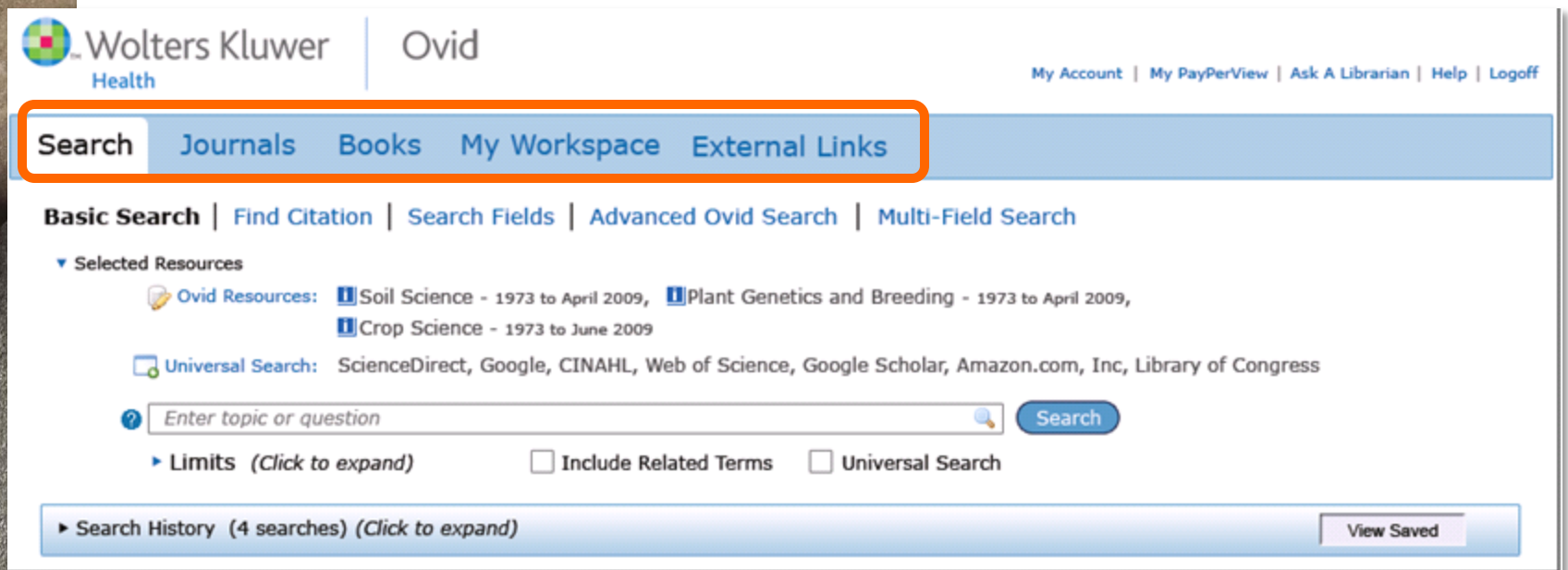
Ovid Resources: [Soil Science - 1973 to April 2009](#), [Mantis - 1973 to June 2009](#), [Ovid MI](#)

[Universal Search:](#) ScienceDirect, Google, CINAHL, Web of Science

The screenshot displays the OvidSP web interface. At the top, the 'Wolters Kluwer Health' logo and 'Ovid' branding are visible, along with navigation links like 'Admin Tools', 'My Account', and 'My PayPerView'. The main navigation bar includes 'Search', 'Journals', 'Books', 'EBM Reviews', 'My Workspace', and 'External Links'. Below this, the 'Basic Search' section is active, showing a search input field and various search options like 'Find Citation', 'Search Fields', 'Advanced Ovid Search', and 'Multi-Field Search'. A 'View Selected Resources' link is also present. On the left, the 'OvidSP' section shows 'Results Tools' and 'Search Information'. The 'You searched:' section lists terms: 'PTSD, depression, symptoms', 'Search terms used: pstd, pstds, feeling of sadness, sadness, symptoms, signs, diagnosis, diagnoses, diagnose'. A dialog box titled 'Select Universal Search Source(s) to search:' is open in the center. It contains a list of search sources with checkboxes: 'All', 'Datastar Web', 'Ebsco', 'Academic Search Premiere', 'CINAHL', 'Medscape', 'PubMed', 'Science Direct', 'StatRef', 'Thomson Reuters', and 'WebMD'. The 'Select Source(s)' button is at the bottom right of the dialog. The background interface shows a search result for 'Advances in Nursing Science, History of Nursing, 32(1):19-32, January/March 2009' with a PDF icon and a link to 'View Abstract'.

# Main Navigation Bar

- Main Navigation Bar replaces browsing links
- Selected Resources - databases, journals, books
- Language, Support and Training links moved
- Personal Account - My Account
- My Workplace - Saved Searches, eTOCs & My Projects



The screenshot shows the top navigation bar of the Wolters Kluwer Health Ovid website. The 'Search' button is highlighted with an orange box. Below the navigation bar, there are links for 'Basic Search', 'Find Citation', 'Search Fields', 'Advanced Ovid Search', and 'Multi-Field Search'. Under 'Selected Resources', there are links for 'Ovid Resources' (Soil Science, Plant Genetics and Breeding, Crop Science) and 'Universal Search' (ScienceDirect, Google, CINAHL, Web of Science, Google Scholar, Amazon.com, Inc, Library of Congress). A search input field with a magnifying glass icon and a 'Search' button are present. Below the input field, there are links for 'Limits (Click to expand)', 'Include Related Terms', and 'Universal Search'. At the bottom, there is a 'Search History (4 searches) (Click to expand)' link and a 'View Saved' button.

Wolters Kluwer Health | Ovid

My Account | My PayPerView | Ask A Librarian | Help | Logoff

**Search** Journals Books My Workspace External Links

**Basic Search** | Find Citation | Search Fields | Advanced Ovid Search | Multi-Field Search

▼ Selected Resources

Ovid Resources: [Soil Science - 1973 to April 2009](#), [Plant Genetics and Breeding - 1973 to April 2009](#), [Crop Science - 1973 to June 2009](#)

Universal Search: ScienceDirect, Google, CINAHL, Web of Science, Google Scholar, Amazon.com, Inc, Library of Congress

Enter topic or question

► Limits (Click to expand) ☐ Include Related Terms ☐ Universal Search

► Search History (4 searches) (Click to expand)

# Main Search Page



Wolters Kluwer  
Health

OvidSP

[My Account](#) | [My PayPerView](#) | [Ask a Librarian](#) | [Help](#) | [Logoff](#)

**Search** | [Journals](#) | [Books](#) | [My Workspace](#) | [External Links](#)

**Basic Search** | [Find Citation](#) | [Search Fields](#) | [Advanced Search](#) | [Multi-Field Search](#)

► [Resources](#) ⓘ

zombies as a model of disease transmission

Search

► **Limits** *(Click to expand)*

☒ Include Related Terms

▼ **Search History** (1 search) *(Click to close)*

View Saved

<input type="checkbox"/>	# ▲	Searches	Results	Search Type	Actions
<input type="checkbox"/>	1	zombies as a model of disease transmission {Including Limited Related Terms}	11414	Basic	Display More ➤

Remove Selected

Save Selected

Combine selections with:

And

Or



Save Search History

OvidSP

Results Tools

Options

▼ **My Projects**

+ New Project

No projects available.  
To add records, select records  
and click on

Add to My Projects.

☐ Select All

Print

Email

Export

Add to My Projects

View: [Title](#) | [Citation](#) | **[Abstract](#)**

10 Per Page

Go to #: 1

GO ➤

Next Result ►

1 ☐

**Relevance:** ★★★★★

**Accession  
Number**

00002792-200912080-00040.

**Author**

Smith, Robert MSc PhD ?

**Title**

A report on the zombie outbreak of 2009: how mathematics  
can save us (no, really).[Review]

**Source**

CMAJ Canadian Medical Association Journal. 181(11):E297-E300, December 8,  
2009.

**Document Type**

Holiday Review: Faux Review.

- [Ovid Full Text](#)
- [Abstract Reference](#)
- [Complete Reference](#)
- [Table of Contents](#)

- [Find Similar](#)
- [Find Citing Articles](#)

- [Full Text](#)



PDF (3123KB)



+ My Projects

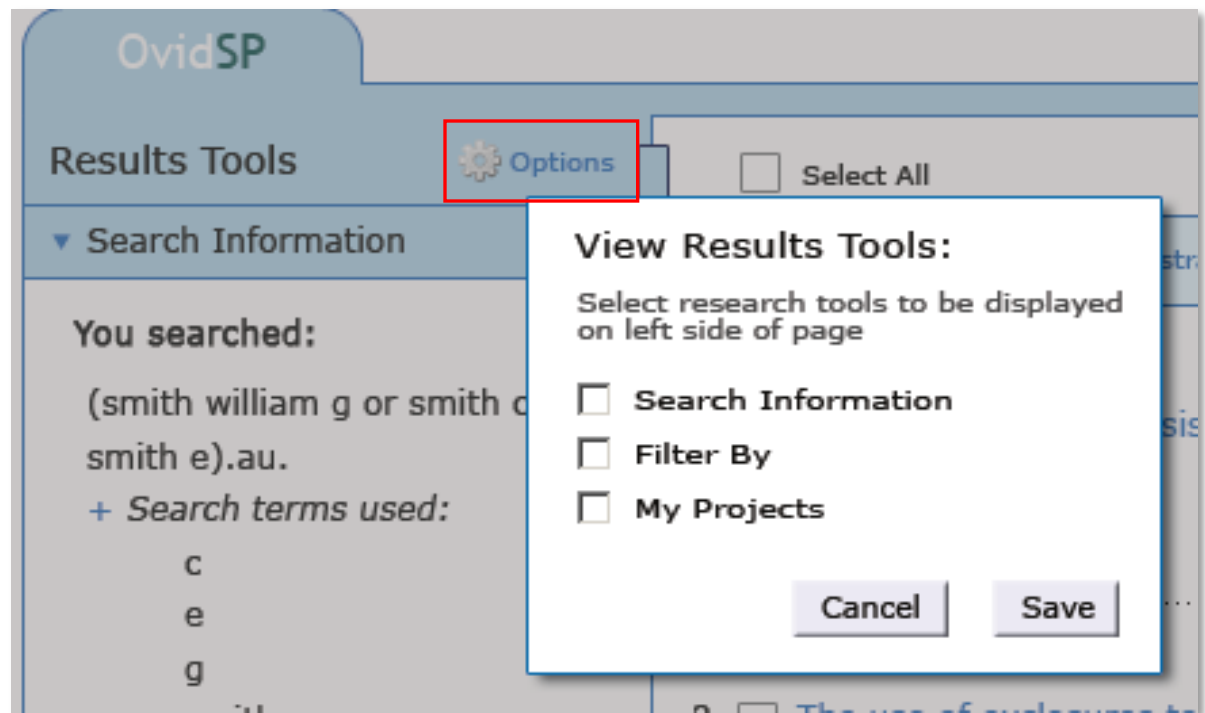




# Results Management

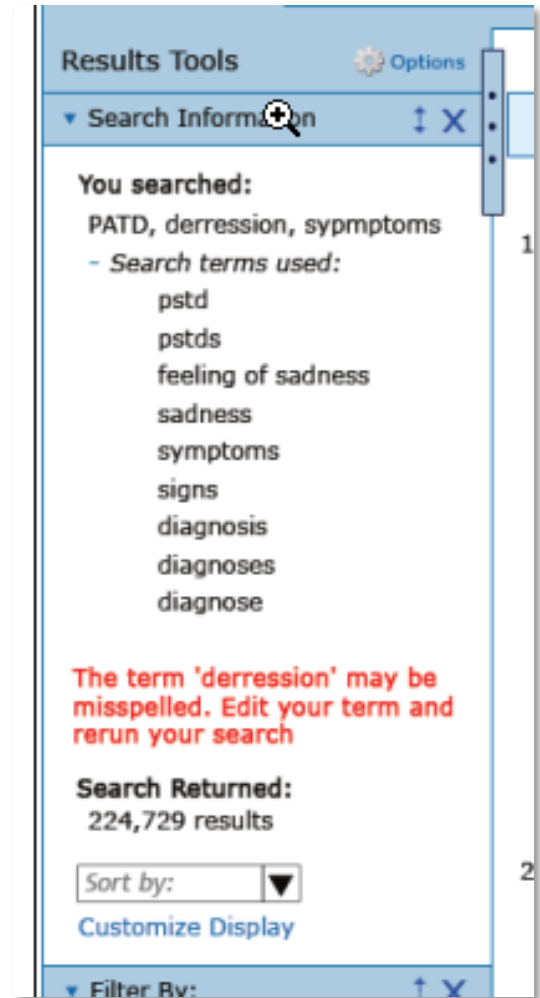
# Results Tools - Options

- Search Aids are now called Results Tools
  - users may add or remove items from the search tools using the Options menu



# Results Tools - Search Information

- Search Information
  - Lists the actual search executed
  - Lists search terms used including related terms
  - Lists possible misspelling
  - Search results numbers returned
  - Sort by, and customize display options



# Results Tools - Filter By

- Filter By
  - Filters are like dynamic limits:
    - Selected Only displays selected results (via checkboxes)
    - Star ranking filter - 4 or more, etc.
    - Year filter
    - Subject
    - Author
    - Journal
    - Resource
    - Publication Type
  - Filters depend on database(s) selected**
  - Add to Search History option adds filters as a search statement

▼ Filter By: [↑] [X]

Add to Search History

---

+ Selected only (195)

- Relevancy

All Stars

- 5 stars only (50)
- 4 or more (75)
- 3 or more (100)
- 2 or more (125)

- Year

All Years

- Current year
- Past 3 years
- Past 5 years

▼ Specific Date Range

From:

To:

ex: 2009

+ Subject

+ Author

+ Journal

- Resource

All Resources

- Soil Science (10)
- Mantis (10)
- Plant Genetics and Breeding (10)
- Crop Science (10)
- Horticultural Science (5)
- More ...

- Publication Type

All Types

- Journal Article (10)
- Review Article (10)
- Editorials (10)
- Original Research (10)
- Reviews (5)
- More ...



# Output Icons & View Menu

- Results manager has gone - now Print, Email, Export, My Projects
  - Select All - all results
  - View: Title/**Citation**/Abstract - three quick view options for displaying results
    - **Title** is title only
    - **Citation** view is standard Ovid Display
    - **Abstract** with all abstracts expanded
  - Hyperlinked Article Title (to HTML, PDF or Complete Reference)

The screenshot displays a search results interface. On the left, a sidebar shows 'Results Tools' and 'Search Information'. The main area features a 'Results Tools' bar with icons for 'Print', 'Email', 'Export', 'Add to My Projects', and 'Keep Selected'. Below this, the 'View' menu is set to 'Abstract', and the '10 Per Page' dropdown is visible. A search result is shown with a relevance of 5 stars. The 'Abstract' view is selected, and the '10 Per Page' dropdown is set to '10'. The 'GO' button is visible next to the page number '1'. The 'Next' button is also present. The search result is listed as '1. [checkmark]' with a relevance of '★★★★★'.

# Print - Now Includes Style

## ■ Print Icon with Style Menu:

- Ovid Citation
- Ovid Labeled
- AMA
- APA
- Chicago (Author Date and Humanities)
- MLA
- Vancouver

The screenshot shows a 'Print Citation List' dialog box. At the top, it says 'Print Citation List:' with a close button (X). Below that, it lists 'Selected Results: 1, 3, 5 - 9, 25, 27, 30, 33 - 42, 44, 51'. There are three sections: 'Select Fields to Display' with radio buttons for 'Citation only', 'Citation + Abstract', 'Citation + Abstract + Subject Headings', 'Complete Reference', and 'Custom Fields' (with a 'Select Fields' button); 'Select Citation Style' with a dropdown menu currently set to 'APA' and an orange arrow pointing to the dropdown arrow; and 'Include' with checkboxes for 'Search History' and 'Annotations'. At the bottom are 'Cancel' and 'Print Preview' buttons. The background shows a web interface with a sidebar containing 'Links', 'Email', and '1 ... 32'.

# Email

- Email
- with Send as attachment and “send me a copy” options (requires My Account)

Email Citation List: [X]

From

To\* Valid email required  ☐ Send me a copy

Subject\* Required Field

Message  ☐ Send citation list as an attachment

Selected Results: 1, 3, 5 - 9, 25, 27, 30, 33 - 42, 44, 51

▼ Select Fields to Display

☐ Citation only

☐ Citation + Abstract

☐ Citation + Abstract + Subject Headings

☐ Complete Reference

☐ Custom Fields

▼ Select Citation Style

APA ▼

▼ Include

☐ URL to Ovid full text in citation

☐ Search History

☐ Annotations



# **My Projects**



# Access to My Projects

- Accessing OvidSP via IP address...
- But not logged in to My Account

**OvidSP**

**Results Tools** **Options**

**My Projects** + New Project

No projects available.  
To add records, select records and click on  
 Add to My Projects.

☐ Select All Order Print Email Export Add to My Projects

**View:** [Title](#) [Citation](#) [Abstract](#) 10 Per Page  1  [Next Result](#) ▶

1 ☐

**Unique Identifier** 19969573

**Authors** [Smith R.](#)

**Authors Full Name** Smith, Robert.

**Title** [Faux review. A report on the zombie outbreak of 2009: how mathematics can save us \(no, really\).](#)

**Source** CMAJ Canadian Medical Association Journal. 181(12):E297-300, 2009 Dec 8.

**Publication Type** Journal Article.

PDF (3123KB) + My Projects

- [Ovid Full Text](#)
- [Complete Reference](#)
- [Find Similar](#)
- [Find Citing Articles](#)
- [Full Text](#)

# Access to My Projects

- Logged in to My Account, note Annotations icon
- Existing projects appear in Results Tools/My Projects

OvidSP

Results Tools Options

My Projects

+ New Project

Allergic Asthma Project

Stroke Rehabilitation

Select All

Order Print Email Export Add to My Projects

View: Title Citation Abstract 10 Per Page Go to #: 1 GO Next Result ▶

1 ☐

Unique Identifier 19969573

Authors [Smith R.](#)

Authors Full Name Smith, Robert.

Title [Faux review. A report on the zombie outbreak of 2009: how mathematics can save us \(no, really\).](#)

Source CMAJ Canadian Medical Association Journal. 181(12):E297-300, 2009 Dec 8.

Publication Type Journal Article.

PDF (3123KB) + My Projects + Annotate

- Ovid Full Text
- Complete Reference
- Find Similar
- Find Citing Articles
- Full Text

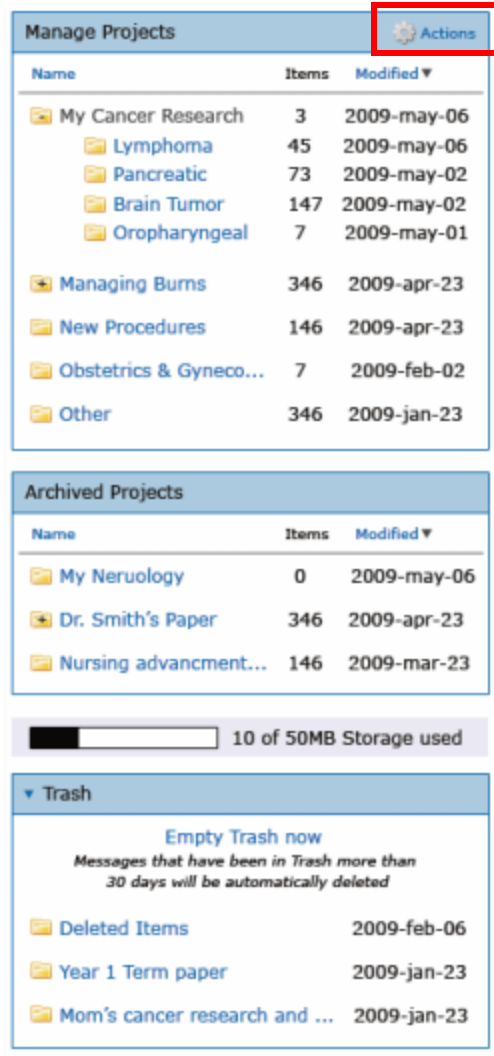
# My Workspace, My Projects

- My Workspace stores all the users' research - Projects, Saved Searches/Alerts, eTOCs

The screenshot displays the 'My Workspace' section of the Wolters Kluwer Health OvidSP interface. The top navigation bar includes 'Search', 'Journals', 'Books', 'My Workspace' (selected), and 'External Links'. Below this, a sub-navigation bar shows 'My Projects', 'My Searches & Alerts', 'My eTOCs', and 'Install Toolbar'. The main content area is divided into several sections:

- Search Bar:** A search input field with the placeholder 'Search terms entered', a dropdown menu set to 'All Projects', and a 'Search' button.
- Manage Projects:** A table with columns 'Name', 'Items', and 'Modified'. It lists four projects: 'Allergic Asthma Pro...', 'Migraine Therapy', 'Stroke Rehabilitation', and 'Leg Exercises &...', each with 'No Items' and a date of '2010-Feb-03'.
- Archived Projects:** A similar table structure for archived projects.
- Storage:** A bar indicating '0.0 of 50MB Storage used'.
- Trash:** A section with a message 'Empty Trash now' and 'Messages that have been in Trash more than 30 days will be automatically deleted'. It lists 'Deleted Items' and 'Deleted Folders' from '2010-Feb-03'.
- Project Details:** A section for 'Leg Exercises & Therapies' with an 'Edit' and 'Delete' link. It includes a description: 'Physical therapies to aid mobility in stroke patients' and '4 Item(s)'. Below this are links for 'Print', 'Email', 'Export', and 'Remove'.
- Accession Information:** A table with fields for 'Accession Number' (2008287221), 'Authors' (Hesse S., Mehrholz J., Werner C.), and 'Institution' (Hesse) Medical Park Berlin Humboldtmuhe, (Werner) Klinik Berlin, Charite Universitatsmedizin Berlin, Abteilung Neurologische Rehabilitation, Berlin).
- Reference Options:** A sidebar with links for 'Abstract Reference', 'Complete Reference', 'Find Citing Articles', and 'Full Text'.

# Actions - Creating New Project/Folder/Citation



The screenshot shows the 'Manage Projects' interface. The 'Actions' menu is highlighted in the top right corner. Below the menu, there are two tables: 'Manage Projects' and 'Archived Projects'. The 'Manage Projects' table lists active projects, and the 'Archived Projects' table lists archived projects. A storage usage bar at the bottom indicates '10 of 50MB Storage used'. Below the storage bar is a 'Trash' section with a message about automatic deletion and a list of deleted items.

Name	Items	Modified
My Cancer Research	3	2009-may-06
Lymphoma	45	2009-may-06
Pancreatic	73	2009-may-02
Brain Tumor	147	2009-may-02
Oropharyngeal	7	2009-may-01
Managing Burns	346	2009-apr-23
New Procedures	146	2009-apr-23
Obstetrics & Gyneco...	7	2009-feb-02
Other	346	2009-jan-23

Name	Items	Modified
My Neruology	0	2009-may-06
Dr. Smith's Paper	346	2009-apr-23
Nursing advancment...	146	2009-mar-23

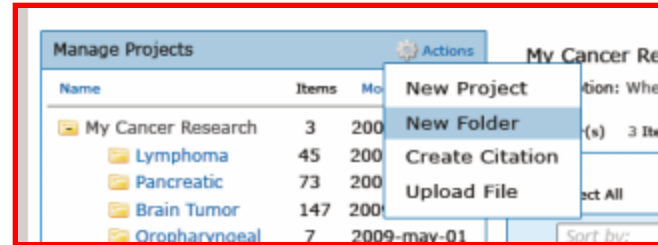
10 of 50MB Storage used

▼ Trash

Empty Trash now

Messages that have been in Trash more than 30 days will be automatically deleted

Name	Modified
Deleted Items	2009-feb-06
Year 1 Term paper	2009-jan-23
Mom's cancer research and ...	2009-jan-23



The screenshot shows the 'Actions' menu open, displaying four options: 'New Project', 'New Folder', 'Create Citation', and 'Upload File'. The menu is overlaid on the 'Manage Projects' table.

- Actions menu allows you to create projects or folders, to add references manually or upload files
- Projects may be Active, Archived or Deleted





# Adding to My Projects

- Items that can be added to a project or folder:
  - Uploaded files
  - Ovid Results
  - Ovid Universal Search results
  - Saved Searches
  - Images
  - Text Snippets
  - User-created Citations
  - Book Chapter
  - Journal Issue List result
  - Journal Articles - PDF or HTML
  - Auto-Alert results

# Add to My Projects - Drag and Drop

- Items can be added to a project from the results display in the following ways:
  - Drag and drop results into My Projects

The screenshot displays the OvidSP interface. On the left, a sidebar titled 'My Projects' shows a list of projects: 'My Cancer Research' (with sub-items: Lymphoma, Pancreatic, Brain Tumor, Oropharyngeal), 'Managing Burns', 'New Procedures', 'Obstetrics & Gynecology', and 'Other'. A red arrow points from the 'Managing Burns' project to the search results area. The main area shows 'Universal Search Results' with 162 results. The 'Search Information' section lists search terms: 'PATD, derression, symptoms' and a list of related terms. The 'Relevance' section shows a single result: 'Historical Voices of Resistance: Crossing Boundaries to Praxis Through Documentary Filmmaking for the Public.' by Kagan, Paula N. PhD, RN. The result is displayed in a list format with options to view the abstract, PDF, or add it to projects. The 'Add to My Projects' button is highlighted. The right sidebar contains links for 'Full Text', 'Complete Reference', 'Abstract Reference', 'Table of Contents', 'Find Similar Articles', 'Find Citing Articles', 'Search Internet', 'Library Holdings', 'Bibliographic Links', 'External Resolver', and 'Document Delivery'.

OvidSP Universal Search Results 162 results

Results Tools Options

Select All Deduplicate Print Email Export Add to My Projects

Views: Title | Citation | Abstract 40 Per Page Go to #: 18 Go Previous Page Next Page

You searched:  
PATD, derression, symptoms  
- Search terms used:  
pstd  
pstds  
sadness  
sadness  
symptoms  
signs  
diagnosis  
diagnoses  
diagnose

Relevance: ★★★★★ Type: Journal - Article

1. ☐ Historical Voices of Resistance: Crossing Boundaries to Praxis Through Documentary Filmmaking for the Public.  
Kagan, Paula N. PhD, RN  
Advances in Nursing Science. History of Nursing. 32(1):19-32, January/March 2009.  
doi: 10.1097/01.NAJ.0000352438.49908.2f  
Journals@Ovid

PDF (518KB) + My Projects + Annotate

View Abstract

The term 'derression' may be misspelled. Edit your term and rerun your search

- Full Text
- Complete Reference
- Abstract Reference
- Table of Contents
- Find Similar Articles
- Find Citing Articles
- Search Internet
- Library Holdings
- Bibliographic Links
- External Resolver
- Document Delivery

# Add to My Projects

- Select multiple items and click “Add to projects” button from the list action



The dialog box is titled 'Add Item(s) to:'. It has two radio buttons: 'An Existing Project' (selected) and 'A New Project'. Below the 'An Existing Project' radio button, there is a text field containing 'My Cancer Research' and a dropdown arrow. Below the 'A New Project' radio button, there is a text field labeled 'Project Name\*'. Below the 'Project Name\*' field, there is a large text area labeled 'Description'. At the bottom right of the dialog box, there are two buttons: 'Cancel' and 'Add Item(s)'.

# Add to My Projects

- Add single items using item actions

OvidSP Universal Search Results 162 results

Results Tools Options

Search Information

You searched:  
PATD, derression, symptoms  
- Search terms used:  
pstd  
pstds  
feeling of sadness  
sadness  
symptoms  
signs  
diagnosis  
diagnoses  
diagnose

The term 'derression' may be misspelled. Edit your term and rerun your search

Select All Deduplicate Print Email Export Add to My Projects

View: Title | Citation | Abstract 40 Per Page Go to #: 18 Go Previous Page Next Page

Relevance: ★★★★★ Type: Journal - Article

1. ☐ Historical Voices of Resistance: Crossing Boundaries to Praxis Through Documentary Filmmaking for the Public.  
Kagan, Paula N. PhD, RN  
Advances in Nursing Science. History of Nursing. 32(1):19-32, January/March 2009.  
doi: 10.1097/01.NAJ.0000352438.49908.2f  
Journals@Ovid


PDF (518KB) **+ My Projects** + Annotate

View Abstract

- Full Text
- Complete Reference
- Abstract Reference
- Table of Contents
- Find Similar Articles
- Find Citing Articles
- Search Internet
- Library Holdings
- Bibliographic Links
- External Resolver
- Document Delivery



# Journals@Ovid HTML Full Text view



[Return to previous version](#) | [My Account](#) | [My PayPerView](#) | [Ask a Librarian](#) | [Help](#) | [Logoff](#)

[Search](#) | [Journals](#) | [Books](#) | [My Workspace](#) | [External Links](#)

[◀ Previous Result](#) | [Search Results](#) | [Next Result ▶](#)

**Neuromodulation**  
Issue: Volume 9(1), January 2006, p 28-33  
Copyright: Copyright (C) 2006 Blackwell Publishing Ltd.  
Publication Type: [CASE REPORT]  
DOI: 10.1111/j.1525-1403.2006.00039.x  
ISSN: 1094-7159  
Accession: 2006145036  
Keywords: adult, aphasia, arm, article, Barthel index, brain cortex, brain depth stimulation, case report, functional magnetic resonance imaging, human, leg, male, medical assessment, single photon emission computer tomography, stroke








[CASE REPORT]

**Effects of Bilateral Extradural Cortical Stimulation for Plegic Stroke Rehabilitation**  
Canavero, Sergio MD (US FMGEMS); Bonicalzi, Vincenzo MD; Intonti, Stefania Rehab. Spec; Crasto, Stefania MD; Castellano, Giancarlo MD

▼ **Author Information**  
Turin Advanced Neuromodulation Group, Turin, Italy  
Address correspondence and reprint requests to: Dr Sergio Canavero, Via Morazzone 21 10132 Torino, ITALY. Email: solara@infinito.it  
[Back to Top](#)

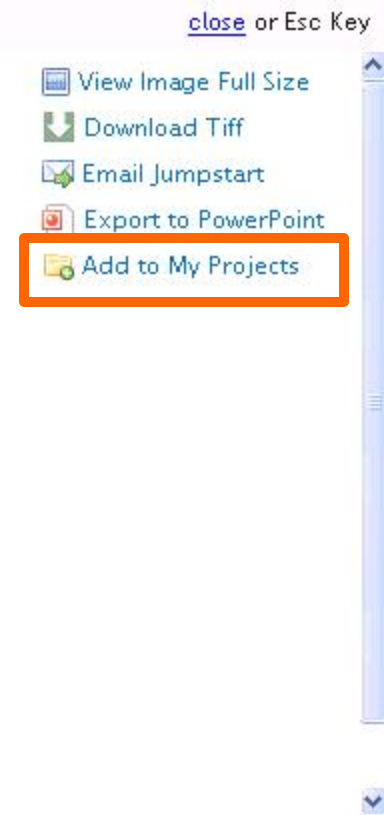
▼ **ABSTRACT**

**Article Tools**

-  [Article as PDF \(151 KB\)](#)
-  [Complete Reference](#)
-  [Abstract Reference](#)
- 
-  [Print Preview](#)
-  [Email Jumpstart](#)
-  [Email Article Text](#)
-  [Save Article Text](#)
-  [Add to My Projects](#)
-  [Export All Images to PowerPoint](#)
-  [+Annotate](#)
-  [Snag Snippet](#)

# Adding graphics from Journals@Ovid

- Adding graphics from HTML Full Text in Journals@Ovid



# Adding text quotes using Snippet Tool

## ■ Adding text using the Snippet Tool

### A report on the zombie outbreak of 2009: how mathematics can save us (no, really)

Smith, Robert MSc PhD?

#### ▼ Author Information

From the Department of Mathematics and the Faculty of Medicine, University of Ottawa, Ottawa, Ont.

**Correspondence to:** Dr. Robert Smith?, Department of Mathematics and Faculty of Medicine, University of Ottawa, Ottawa ON K1N 6N5; rsmith43@uottawa.ca

**Acknowledgements:** The author is supported by an NSERC Discovery Grant, an Early Researcher Award and funding from MITACS. So huge truckloads of taxpayer money were spent on research that involved capturing zombie specimens and travelling to exotic locations to observe zombies in the wild. Numerous lavish lunches were also consumed along the way, but none involved the brains of the living. Honest.

[Back to Top](#)

#### ▼ Abstract

An outbreak of zombification wreaked havoc recently in Canada and the rest of the world. Mathematical models were created to establish the speed of zombie infection and evaluate potential scenarios for intervention, mainly because mathematicians don't have anything better to do with their time. We review the development of these models and their effect on the undead.

In August 2009, a new disease emerged in North America and quickly made its way around the world. <sup>1</sup> Media reports suggest the outbreak began in Ottawa <sup>2</sup> but rapidly spread across Canada <sup>3,4</sup> and was transported thereafter to the United States <sup>5</sup> and the United Kingdom. <sup>6,7</sup>

-  [Email Article Text](#)
-  [Save Article Text](#)
-  [Add to My Projects](#)
-  [Export All Images to PowerPoint](#)

 [+Annotate](#)

 [Snag Snippet](#)

 [Find Citing Articles](#)

 [Find Similar](#)

[About this Journal](#)

[Full Text](#)

#### Outline

- [Abstract](#)
- [Conclusion](#)
- [REFERENCES](#)
- [IMAGE GALLERY](#)

# AutoAlerts

- Adding Items from AutoAlert Results
- allows new results to automatically go into a project

**Delivery Options**  
☒ Email ☒ RSS ☒ My Projects

Email

RSS

My Projects

**Add Search to:**  
☐ An Existing Project  

My Cancer Research ▼

  
☐ A New Project  
**Project Name\***  
  
**Description**



# Managing Projects

Manage Projects			Actions
Name	Items	Modified	
My Cancer Research	3	2009-may-06	
Lymphoma	45	2009-may-06	
Pancreatic	73	2009-may-02	
Brain Tumor	147	2009-may-02	
Oropharyngeal	7	2009-may-01	
Managing Burns	346	2009-apr-23	
New Procedures	146	2009-apr-23	
Obstetrics & Gyneco...	7	2009-feb-02	
Other	346	2009-jan-23	

Archived Projects		
Name	Items	Modified
My Neruology	0	2009-may-06
Dr. Smith's Paper	346	2009-apr-23
Nursing advancement...	146	2009-mar-23

10 of 50MB Storage used	
Trash	
Empty Trash now <i>Messages that have been in Trash more than 30 days will be automatically deleted</i>	
Deleted Items	2009-feb-06
Year 1 Term paper	2009-jan-23
Mom's cancer research and ...	2009-jan-23

- Projects may be Active or Archived or in the Trash
- Projects can be dragged between the archived and active window
- Folders can be dragged and dropped between projects
- Items remain in trash for 30 days before being permanently deleted
- Projects expire after 1 year, but can be renewed by the user



# Manage Projects - Sorting

Manage Projects

Actions

Name	Items	Modified ▼
My Cancer Research	3	2009-may-06
Lymphoma	45	2009-may-06
Pancreatic	73	2009-may-02
Brain Tumor	147	2009-may-02
Oropharyngeal	7	2009-may-01
Managing Burns	346	2009-apr-23
New Procedures	146	2009-apr-23
Obstetrics & Gyneco...	7	2009-feb-02
Other	346	2009-jan-23

Archived Projects

Name	Items	Modified ▼
My Neruology	0	2009-may-06
Dr. Smith's Paper	346	2009-apr-23
Nursing advancement...	146	2009-mar-23

10 of 50MB Storage used

▼ Trash

Empty Trash now

Messages that have been in Trash more than 30 days will be automatically deleted

Deleted Items	2009-feb-06
Year 1 Term paper	2009-jan-23
Mom's cancer research and ...	2009-jan-23

- Projects can be sorted by name or modified date

# Actions Menu

**Manage Projects**

Name	Items	Modified
My Cancer Research	3	2009-may-06
Lymphoma	45	2009-may-06
Pancreatic	73	2009-may-02
Brain Tumor	147	2009-may-02
Oropharyngeal	7	2009-may-01
Managing Burns	346	2009-apr-23
New Procedures	146	2009-apr-23
Obstetrics & Gyneco...	7	2009-feb-02
Other	346	2009-jan-23

**Archived Projects**

Name	Items	Modified
My Neruology	0	2009-may-06
Dr. Smith's Paper	346	2009-apr-23
Nursing advancement...	146	2009-mar-23

10 of 50MB Storage used

**Trash**

Empty Trash now  
Messages that have been in Trash more than 30 days will be automatically deleted

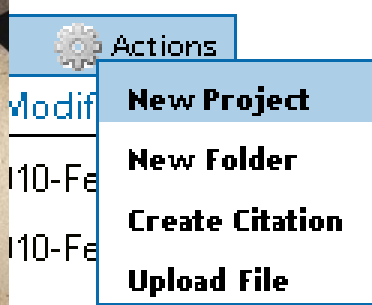
Deleted Items	2009-feb-06
Year 1 Term paper	2009-jan-23
Mom's cancer research and ...	2009-jan-23

**Actions Menu**

- New Project
- New Folder
- Create Citation
- Upload File

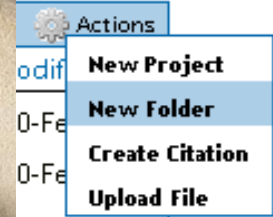
- Left hand navigation functions like Windows Explorer for projects, folders
- Actions menu provides actions for the user

# Adding a New Project

A screenshot of a dialog box titled 'Add Project:'. It has a close button (X) in the top right corner. The dialog contains two input fields: 'Project Name\*' (with a red asterisk indicating it is required) and 'Description'. Below the input fields are two buttons: 'Cancel' and 'Save Project'.

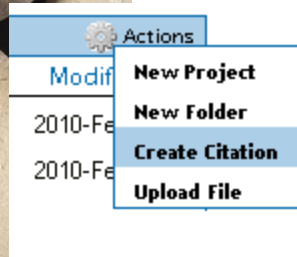
- User creates new projects and adds name (and optional description). The new project is added to the active projects area.

# Adding a New Folder

A screenshot of a 'Add Folder' dialog box. The dialog has a title bar with a close button (X). It contains two main sections. The first section is for adding a folder to an existing project, with fields for 'Folder Name\*' and 'Description'. The second section is for adding a folder to a new project, with radio buttons for 'An Existing Project' and 'A New Project', and fields for 'Project Name\*' and 'Description'. At the bottom are 'Cancel' and 'Save Folder' buttons.

- User creates new folders within a project and adds name and description, only 1 level of folders is permitted in a project. Folders may be moved from one project to another.

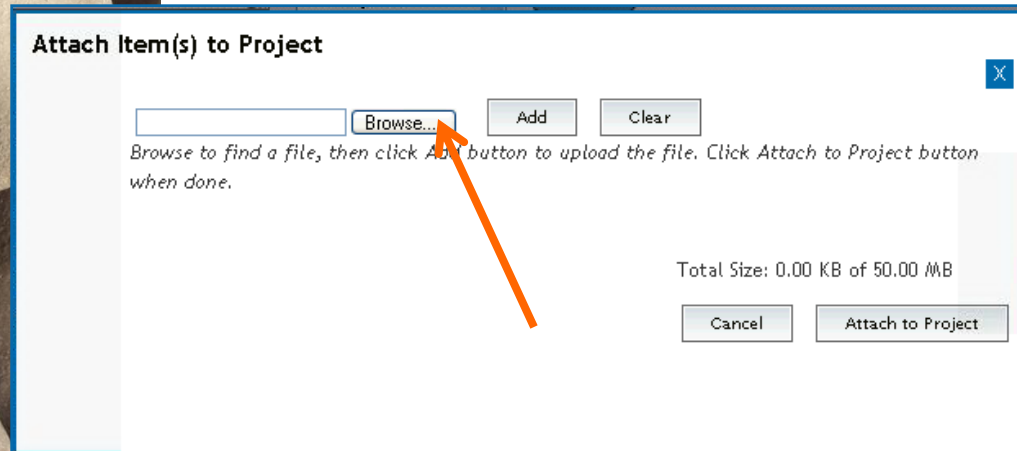
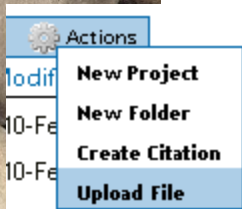
# Adding a manual Citation

A screenshot of a dialog box titled 'Add Citation:'. The dialog box has a close button (X) in the top right corner. It contains several input fields and a button. The 'Type' field is a dropdown menu with 'Generic' selected. The 'Title\*' field is a text input field with an 'Attach File' link to its right. The 'Authors(s)/Editor(s)' field is a text input field with a note below it: 'Seperate names with the ; character'. The 'Description' field is a text input field. The 'Year' field is a text input field. At the bottom right, there are two buttons: 'Cancel' and 'Save Citation'.

- User may add a citation manually; options differ depending on selected “Type”



# Uploading a File



- User may also upload files; this option can be turned on or off at the group level
- Uploaded items are added to the open (selected) project
- Users can store up to 50MB of uploaded items

# Uploading a File

[My Projects](#) | [My Searches & Alerts](#) | [My eTocs](#) | [Install Toolbar](#)

The screenshot displays a web application interface with a sidebar on the left containing sections like 'Manage', 'Archive', and 'Trash'. The main content area features a 'Search terms entered' field, a dropdown menu set to 'All Projects', and a 'Search' button. Two modal windows are overlaid on the interface:

**Attach Item(s) to Project**

This modal window includes a text input field, a 'Browse...' button, and an 'Add' button. Below these elements, it contains the instruction: "Browse to find a file, then click Add button to upload the file when done." A 'Sort By:' dropdown is also visible.

**Choose file**

This file selection dialog shows the 'Look in:' path as 'databases'. It lists various files and folders, including 'clineguide', 'clineguide content creation process', 'clineguide demo', 'Cline-guide Enhancements per 07.03.2008', 'Clinical Evidence', 'Comparative\_Analysis' (which is highlighted), 'Copy of EMBASE Drug and Disease Links2004', 'Copy of Embase SH Scope Notes', 'Copy of Why Use Embase', 'CR@Ovid\_Support', 'DA 57345 17-11- 06', 'DARE SEARCHING', and 'Database'. On the right side of the dialog, a list of files is shown, including 'data1', 'data2', 'Data', 'DDF', 'ddf-c', 'Derw', 'dscld', 'EBMF', 'ebmr', and 'ebsci'.

A second, smaller 'Attach Item(s) to Project' modal is shown at the bottom, with the text input field containing 'C:\Documents and Sett' and buttons for 'Browse...', 'Add', and 'Clear'. It also includes the same instruction: "Browse to find a file, then click Add button to upload the file. Click Attach to Project button when done."

# Project View

- Project view (rhs) appears when a project is selected
- Users may edit or delete from here
- Output - Print, Email, Export (or Delete)

Wolters Kluwer Health | Ovid

My Account | My PayPerView | Ask A Librarian | Help | Logoff

Search Journals Books My Workspace External Links

My Projects | My Searches & Alerts | My eTOCS

Enter keyword [Search] Selected Project [Search]

**Manage Projects** Actions

Name	Items	Modified
My Cancer Research	3	2009-may-06
Lymphoma	45	2009-may-06
Pancreatic	73	2009-may-02
Brain Tumor	147	2009-may-02
Oropharyngeal	7	2009-may-01
Managing Burns	346	2009-apr-23
New Procedures	146	2009-apr-23

**My Cancer Research (Edit | Delete)**

Description: Where I keep track of all my sources, tidbits & favorite articles on particular cancers

4 Folder(s) 3 Item(s)

Receive Updates: Email, RSS daily

☐ Select All

Print Email Export Remove

Sort by: [v] 40 Per Page [v] 1 ... 3264 3265 3266 3267 3268 ... 3272 [v]

Type: Journal - Article

☐ Historical Voices of Resistance: Crossing Boundaries to Praxis Through Documentary Filmmaking for the Public

Full Text



# My Projects Storage


- Note; reference, full text, images, etc. are NOT stored in My Projects when added from OvidSP; the citation is referenced (a link points back to the original reference).

This minimizes storage overhead  
and Assures access is based on a current subscription

# Snippet Tool

- What's a “text snippet?”

- From HTML full text, users can select text and save the selected text as a snippet within a project
- 500 word limit

**OXFORD JOURNALS**

**EUROPEAN HEART JOURNAL**

Volume 30(6), March 2009, pp 679-688  
© Copyright Oxford University Press 2009.  
Accession: 703585

CLINICAL RESEARCH: Heart failure

[◀ Previous Article](#) | [Table of Contents](#) | [Next Article ▶](#)


**Blood pressure reduction and renin–angiotensin system inhibition for prevention of congestive heart failure: a meta-analysis**


Verdecchia, Paolo<sup>1,\*</sup>; Angeli, Fabio<sup>1</sup>; Cavallini, Claudio<sup>1</sup>; Gattobigio, Roberto<sup>1</sup>; Gentile, Giorgio<sup>2</sup>; Staessen, Jan A.3,4; Reboldi, Gianpaolo<sup>2</sup>

**▼ Author Information**


<sup>1</sup>Ospedale S. Maria della Misericordia, Cardiologia, Perugia, Italy  
<sup>2</sup>Dipartimento di Medicina Interna, Università di Perugia, Perugia, Italy  
<sup>3</sup>Division of Hypertension and Cardiovascular Research, Department of Cardiovascular Diseases, University of Leuven, Leuven, Belgium


**Article Tools**


 [Article as PDF \(2.1MB\)](#)


 [Complete Reference](#)

.....


 [Print Preview](#)


 [Email Jumpstart](#)


 [Email Article Text](#)


 [Save Article Text](#)

 [Add to My Projects](#)

 [Export to Citation Manager](#)

 [Export all Images to Powerpoint](#)

 [Annotate](#)

 [Snag Snippet](#)

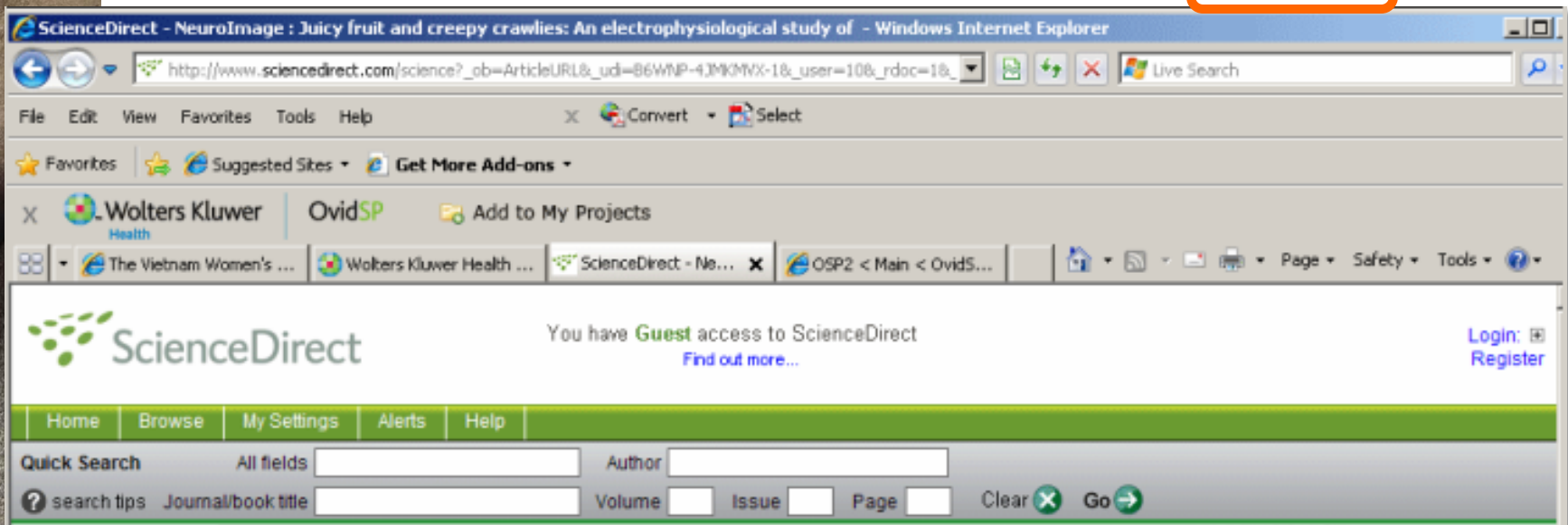
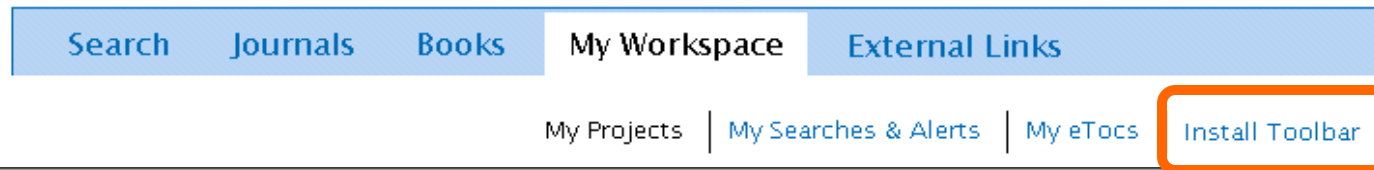




# OvidSP Toolbar

# OvidSP 3.0 - Toolbar

- OvidSP will check version, and alert the user when new toolbars are available
- Toolbar will be visible on all sites, but grey (disabled) on OvidSP



# OvidSP 3.0 Toolbar

- The Toolbar is designed to allow the user to collect external resources and save them to My Projects
  - OvidSP will check for the existence of the toolbar, and if it is not installed, we will offer a small icon/link allowing the user to install it.

Search Journals Books My Workspace External Links

My Projects | My Searches & Alerts | My eTocs | Install Toolbar

WoltersKluwer Health | Ovid

## Training and Documentation

**Contact Tech Support**  
Need expert help? Ovid's [Technical Support Specialists](#) are ready to assist you.

### Ovid Toolbar Documentation

Welcome to the Ovid Toolbar Download and Installation page. The Ovid Toolbar allows you to collect and organize citations to journal articles, books, and websites from any online site.

The Ovid Toolbar works with OvidSP's new "My Projects" features. My Projects is a folder organization system that allows you to organize your research in convenient and easy to use project folders. My Projects allows you to manage all research found on the OvidSP platform. With the Ovid Toolbar, you can also collect and manage your research from any other online source.

To install, simply click on the install icon below to run the install application for your new Ovid Toolbar!

[Download and Install](#) the Ovid Toolbar for Internet Explorer.

[Click here](#) for Installation Instructions for Internet Explorer (.PDF).

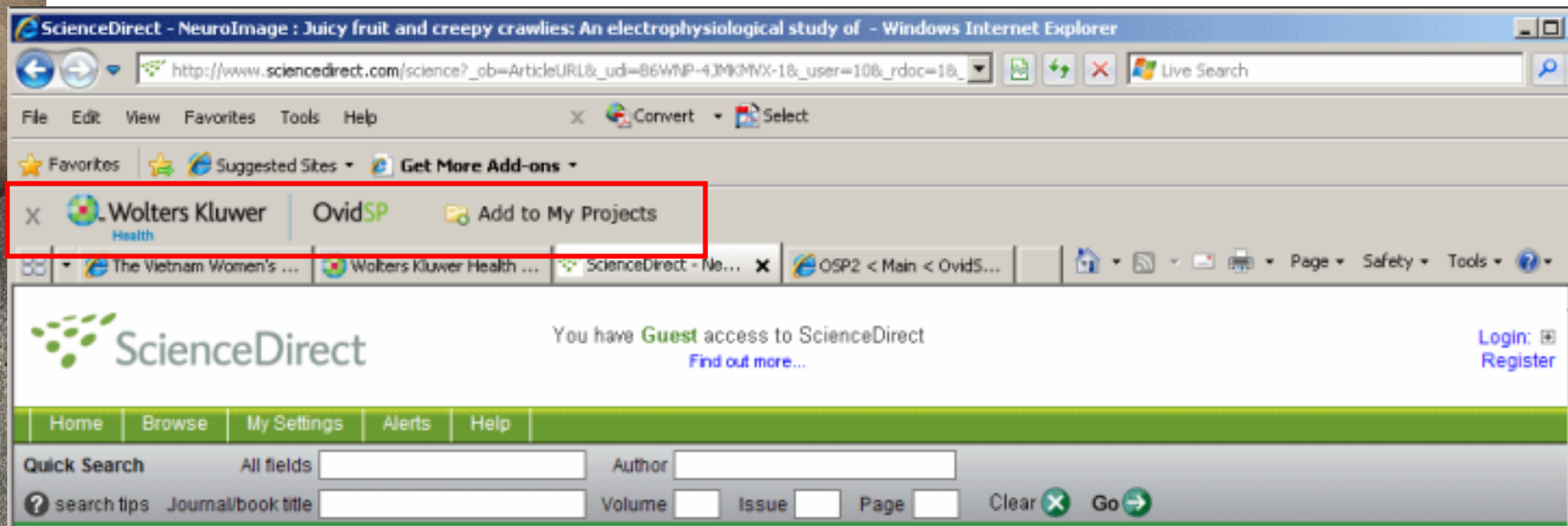
**Journal Articles Buy Now**  
Access the latest, most trusted scientific, medical and academic research journals.  
[Click here](#)

\*Not all titles are enabled for PPV access.

[Login To Trials & Price Quotes](#)  
[Show Request Queue](#)

# OvidSP 3.0 Toolbar

- Clicking “x” will remove the toolbar
- OvidSP will check version, and alert the user when new versions are available
- Toolbar will be visible on all sites, but grey (disabled) on OvidSP





Take a look at the new OvidSP

Try it now!

# Migration Consideration





# Questions?



**Thank You !**